



## Webinar #2

Selecting your seeds  
&  
Determining a planting strategy for  
your 2024 Garden



# It's all about the SOIL!

## Types of Soil

**Garden Soil** is an amendment that is mixed with native existing soil. It is made up of natural topsoil and other organic material.

### Existing Soil Varieties

- Sandy
- Silty- Slippery when wet- not grainy or rocky
- Peaty- Predominantly Organic Matter
- Chalky- Chalk or Limestone
- Clay
- **Loamy- Sand, Silt & Clay**

**Potting Soil** is used alone for container gardens. It is a special Soilless formula made of peat moss, compost, vermiculite or perlite.



# Amending your Soil

## Organic Matter

The decaying organic matter is how plants are fed from nature which improves the condition of the soil, better aeration and supports living organisms and helps recycle organic wastes.

## Types

- Compost
- Aged Animal Manure - Cow/Sheep/Chicken
- Green Manure- Cover crops such as Alfalfa, Rye, Barley
- Chopped Leaves
- Supplemental Nutrients



# What is PH?

## Potential of Hydrogen

Optimal PH for a vegetable Garden  
6.2- 6.8


How can I check?

Bring Soil Sample to Local Cornell Extension Office

Purchase a simple soil marker or more detailed analysis kit

PH too Low- Soil is Acidic  
- Add Lime

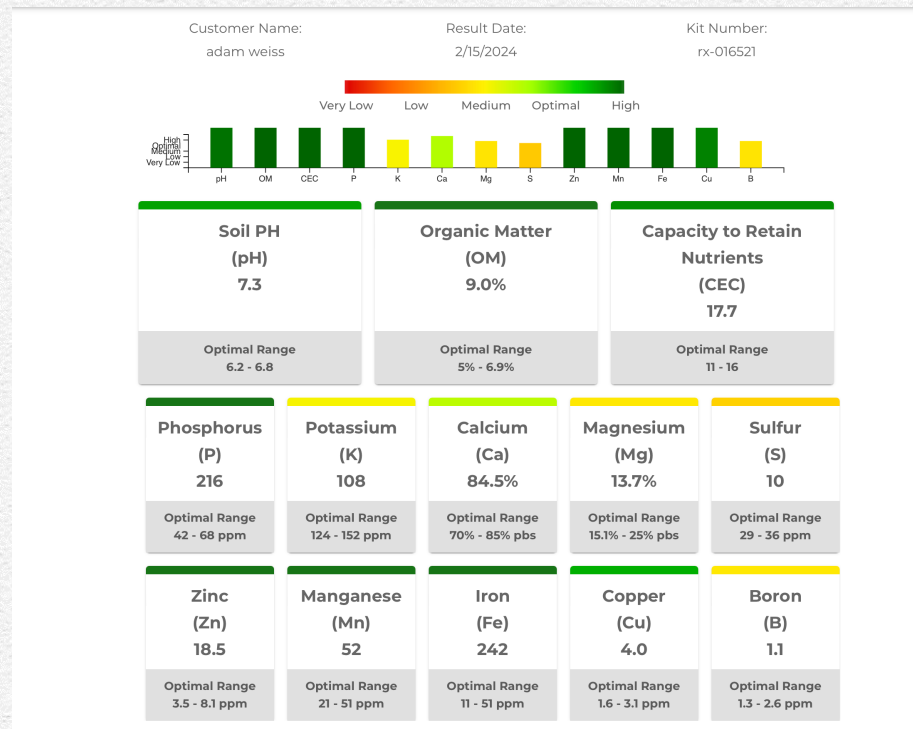
PH too High- Soil is Alkaline  
Add Sulfur



# Pike Lane Gardens Soil Tests

## Soil Analysis – Garden 1

PH Test- Garden 3



# THE BIG 3 Nutrients

Primary Nutrients	Function	Deficiency Symptoms	*Solutions
Nitrogen	Promotes Vigorous Growth	Light green leaves; stunted growth	Dried Blood, Garden Manure, Cottonseed Meal, Ammonium Sulfate, Urea, Fish Emulsion
Phosphorus	Generates Hearty Root development & flowering	Smaller yields of seeds & fruit; purplish leaves, stems & branches;	Rock Phosphate, Bone Meal, Single Super Phosphate, Triple Super Phosphate
Potassium	Overall hardiness of the plant and supports disease resistance	Reduced yields; Spotted or curled leaves; Weak root system	Sulfate of Potash, Sulfate of Potash Magnesia, Muricate of Potash, Greensand



# Direct Seed Versus Transplants

Vegetable	Direct Seed	Transplants	Planting Temp.	Sun
Arugula	x		C	P
Beans, Snap, Bush, Pole	x		C	F
Beets	x		C	P
Carrots	x		C	P
Chicory	x		C	P
Cress	x		C	P
Head/Leaf Lettuces			C	P
Oriental Greens	x		C	P
Onion Sets	x		C	F
Parsnip	x		C	P
Potato	x		M	F
Radish	x		C	P
Shallot	x		C	F
Spinach	x		C	P
Turnip	x		C	P
Garlic	x		Late Fall	P

Best for Container/Planter Box Vegetable Gardens

Vegetable	Direct Seed	Transplants	Planting Temp.	Sun
Basil		X	W	F
Broccoli		x	M	F
Brussels Sprouts		x	M	F
Cabbage		x	M	F
Cauliflower		x	M	F
Celery		x	M	P
Chard		x	M	P
Collards		x	M	P
Corn		x	W	F
Cucumber		x	W	F
Eggplant		x	W	F
Horseradish		x	W	P
Kale		x	W	P
Kohlrabi		x	W	P
Leek		x	W	P
Okra		x	W	F
Parsley		x	W	P
Pepper		x	W	F
Pumpkin		x	W	F
Rhubarb		x	W	P
Summer Squash		x	W	F
Winter Squash		x	W	F
Tomato		x	W	F
Watermelons		x	W	F
Various Herbs		x	W	P

# Types of Seeds

Organic Seeds - No synthetic substances, or pesticides or growth hormones

GMO - Genetically modified- Product that has been altered for the purposes of food production. Adds bacterial and virus genes to maximize production. (soy & corn)

Non-GMO - No genetic engineering

Hybrid Seeds - Hybrid varieties are those produced from crossing the two different inbred lines of seeds for the best qualities of each

Heirloom Seeds - Heirloom are seed varieties that are at least 50-75 years old and passed on from generation to generation and maintain specific qualities





# Reading a Seed Packet

**Spinach**

**Countryside F1**  
32 days. Countryside shows excellent vigor, uniform maturity, and upright habit. Crops resist bolting and maintain their non-bitter flavor even in hot growing conditions.  
5 grams

**\$4.35**



**TERRITORIAL**  
SEED COMPANY

**Carrots**

**Red Samurai**  
Specialty Carrots  
75 days. We've searched worldwide for a great tasting, true red carrot and finally found it! Its bold, sweet flavor synchronizes with the crisp, bright, rosy flesh. The slim, tapered roots reach 11 inches.  
1 gram

**\$4.55**



**TERRITORIAL**  
SEED COMPANY

**Kale**

**Black Magic**  
61 days. Uniformity, bolt resistance, cold tolerance, and a tight habit make this deeply savoyed and dark pigmented kale *lacinated* superior. Growing to 15 inches wide and 19 inches tall, Black Magic yields an abundance of flavorful greens.  
1 gram

**\$4.45**



**TERRITORIAL**  
SEED COMPANY

**Tomato**

**ORGANIC**  
**Italian Heirloom**  
SLICING  
75 days. These deeply pleated, maroon fruit have outstanding flavor and great production to boot! Indeterminate plants set the 3 1/2 inch, squat, beefy slicers continuously from relatively early in the season.  
1/8 gram

**\$4.95**



**TERRITORIAL**  
SEED COMPANY  
Certified Organic by COGF

Countryside F1 Packed for 2024  
SPT94/S 0 4867208655 7

Seed Depth	Seed Spacing	Soil Temp for Germ.	Days to Germination	Thin Plants to
1"	1"	45-75°F	6-21	3-6"

**Sowing Indoors**-Not recommended.  
**Sowing Outdoors**-Where winters are mild, direct sow as early as 2 1/2 months before your average last frost date. Spring sown varieties can be planted until the time of last frost. Later sowings may be done in July and August.  
**Growing Tips**-Most spinach does best in cooler weather.  
**Fertilization Tips**-Provide extra nitrogen to help stimulate microbial life that is usually lacking in colder weather. In spring, use blood meal or other high nitrogen fertilizer to give them a boost.  
**Seed Specs**-Min. germ. standard: 85%. Usual seed life: 1 year.  
*Some varieties are suitable for winter gardening. See our winter catalog.*

Please read our seed guarantee before opening this envelope.

PO Box 158, Cottage Grove, OR 97424  
Phone Orders: 800-646-0866  
Web: www.TerritorialSeed.com

Red Samurai Sampler Packed for 2024  
0 4867203841 5

Seed Depth	Seed Spacing	Soil Temp for Germ.	Days to Germination	Thin Plants to
1"	4-6 inch	45-85°F	6-21	1-3"

**Sowing Indoors**-Not recommended.  
**Sowing Outdoors**-Direct sow from March through mid-July. Carrots may be slow and erratic to germinate and the soil needs to be kept moist.  
**Growing Tips**-Till or spade the seed deeply (12-16 inches) to allow roots to elongate and develop to their full size.  
**Fertilization Tips**-Carrots require very little nitrogen, so fertilize cautiously. Work in plenty of organic matter, preferably in the fall.  
**Insect Prevention Tips**-Carrot fly maggots can be controlled by covering the rows with a floating row cover at the time of planting.  
**Seed Specs**-Min. germ. standard: 75%. Usual seed life: 3 years.  
*Some varieties are suitable for winter gardening. See our winter catalog.*

Please read our seed guarantee before opening this envelope.

PO Box 158, Cottage Grove, OR 97424  
Phone Orders: 800-646-0866  
Web: www.TerritorialSeed.com

Black Magic Sampler Packed for 2024  
0 4867205340 6

Seed Depth	Seed Spacing	Soil Temp for Germ.	Days to Germination	Thin Plants to
1"	4-6"	55-75°F	5-17	12-24"

**Sowing Indoors**-Start seeds 4-6 weeks before your last frost date. Transplant out at 6 weeks or when there are 6-8 true leaves and nighttime temperatures are above 30°F.  
**Sowing Outdoors**-Direct sow after the danger of hard frost has passed. Cover the seed with fine vermiculite to improve germination.  
**Growing Tips**-Kale is a short-season crop and may be sown throughout the spring, summer, and fall. One of the easiest salad crops to grow.  
**Fertilization Tips**-Apply 1/4-1/2 cup of our complete fertilizer into the soil around each transplant to provide the nutrition necessary for optimum production.  
**Harvesting Tips**-The outer leaves are best picked when they are about 8-10 inches long. A light frost will bring out the sweetness.  
**Seed Specs**-Min. germ. standard: 75%. Usual seed life: 3 years.  
*Some varieties are suitable for winter gardening. See our winter catalog.*

Please read our seed guarantee before opening this envelope.

PO Box 158, Cottage Grove, OR 97424  
Phone Orders: 800-646-0866  
Web: www.TerritorialSeed.com

Italian Heirloom Packed for 2024  
TM26/L 0 4867208133 6

Seed Depth	Seed Spacing	Soil Temp for Germ.	Days to Germination	Thin Plants to
1"	See Items	70-90°F	5-21	18-30"

**Sowing Indoors**-Start seeds 6-8 weeks before anticipated transplant date. Use a sterile seedling mix and keep uniformly moist. Provide the seedlings with plenty of light to produce strong, high-yielding, mature plants. When the first set of true leaves have emerged, transplant into a larger pot.  
**Sowing Outdoors**-Not recommended.  
**Growing Tips**-To promote early growth and better yields use floating row covers, mulches, or season extenders. Consult our catalog for additional information.  
**Fertilization Tips**-As transplants, fertilize with fish emulsion or diluted fertilizer solution every 10-14 days. Apply 1/4 cup of our complete fertilizer into the soil around each plant. A handful of bone meal should also be added around each plant if the soil is acidic.  
**Seed Specs**-Min. germ. standard: 80%. Usual seed life: 3 years.  
*Please read our seed guarantee before opening this envelope.*

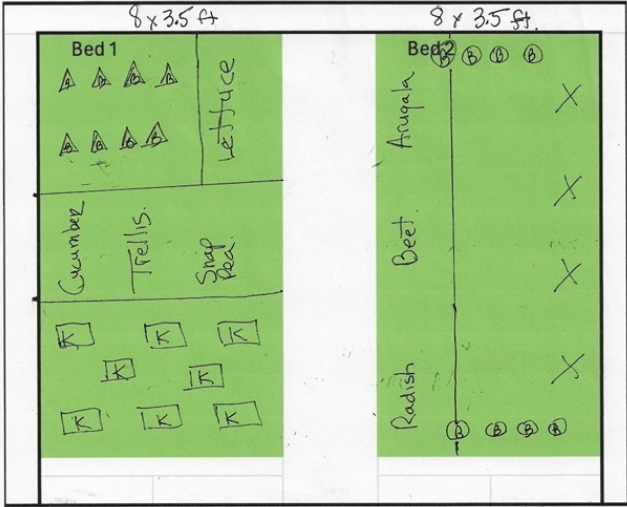
PO Box 158, Cottage Grove, OR 97424  
Phone Orders: 800-646-0866  
Web: www.TerritorialSeed.com

# Brainstorming a Garden Floor Plan

## Case Study #2

### Raised Bed Garden

2 8ft. Raised Beds



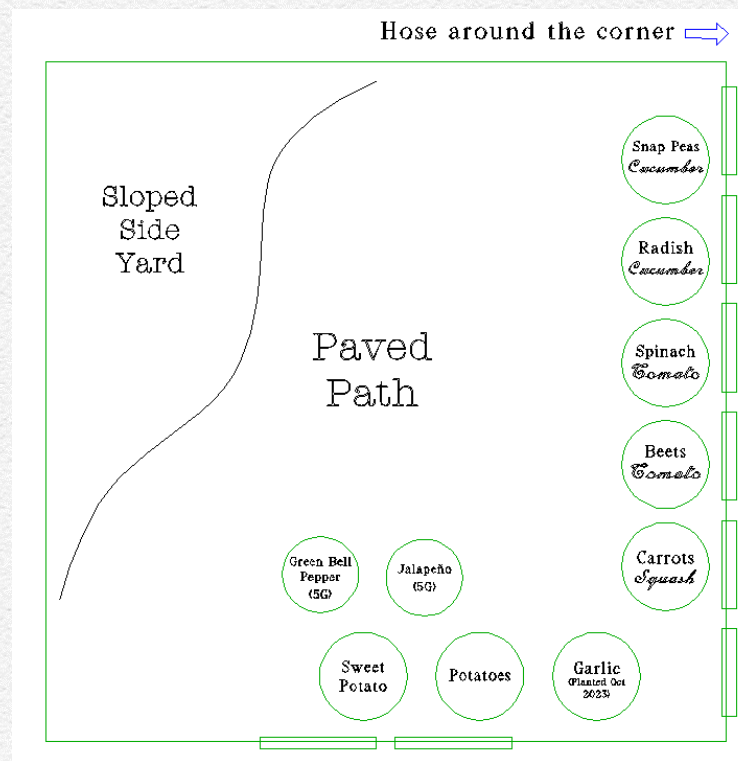
- X = Sungold Cherry Tomato
- ⊙ = Genovese Basil
- ⊠ = Kale
- △ = Bean



# Brainstorming a Garden Floor Plan

## Case Study #1

Container Garden





# Vegetable Seed Companies

- Territorial
- FEDCO
- Gurneys
- Johnny's
- Rennes Garden
- Totally Tomato
- Indiana Berry
- High Mowing
- Maine Potato Lady
- Steele Plant Company



Contact:  
Adam Weiss  
info@pikelanegardens.com

www.pikelanegardens.com  
Instagram @pike\_lane\_gardens\_  
845.750.8020

